

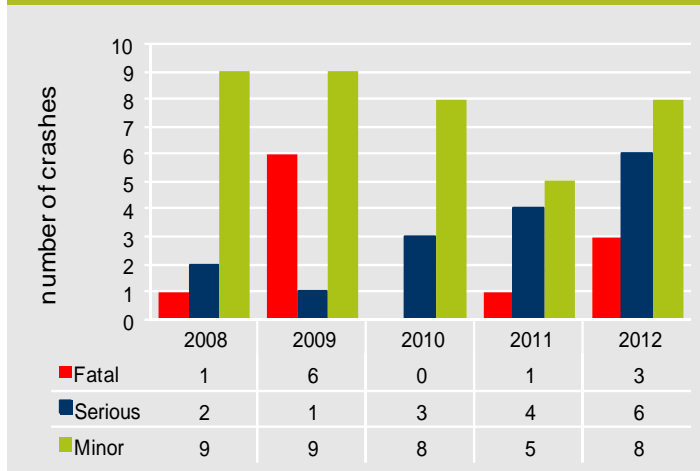
# briefing notes crash analysis

## a Safe System approach

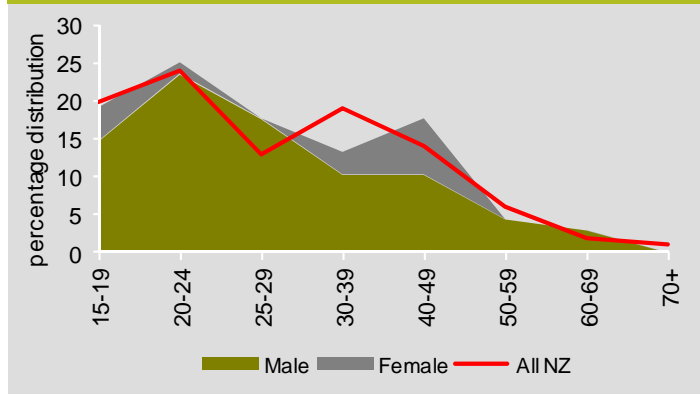
### Alcohol & drugs - South Taranaki District

Alcohol and drug related crashes are a high strategic priority identified in Safer Journeys. Locally this issue is of concern due to the number of deaths and/or serious casualties when viewed against local road use (VKT), which reflects a high level of personal risk.

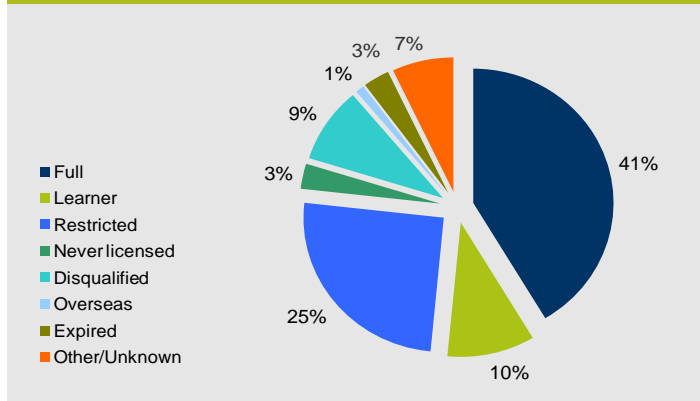
#### Fatal, serious & minor injury crash trends



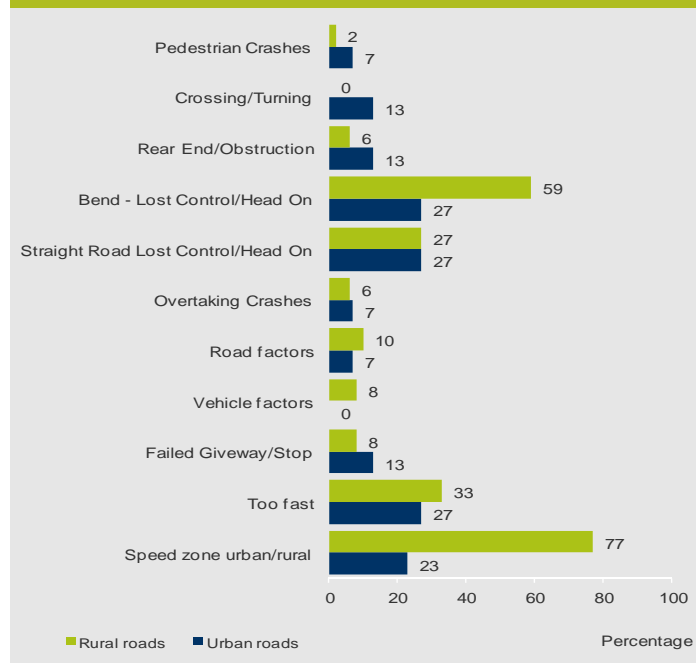
#### Age & gender of at fault drivers 2008-2012



#### Driver licence status of at fault drivers



#### Characteristics of injury crashes 2008-2012



Further information about alcohol related injury crashes locally in 2008-2012:

#### Local roads

- In 39 crashes - 5 deaths, 14 serious injuries and 39 minor injuries

#### Safe Speed

- Speed too fast for the conditions - 44 percent

#### Safe Use

- Young drivers - 53 percent
- Alcohol & drugs - 59 percent were on local roads

#### Safe Roads & roadsides

- Rural roads - 72 percent
- Intersections - 15 percent

#### Safe Vehicles

- Motorcyclists - 13 percent
- Trucks - 0 percent

#### State highways

- In 27 crashes - 8 deaths, 13 serious injuries and 25 minor injuries

#### Safe Speed

- Speed too fast for the conditions - 15 percent

#### Safe Use

- Young drivers - 33 percent
- Alcohol & drugs - 41 percent were on state highways

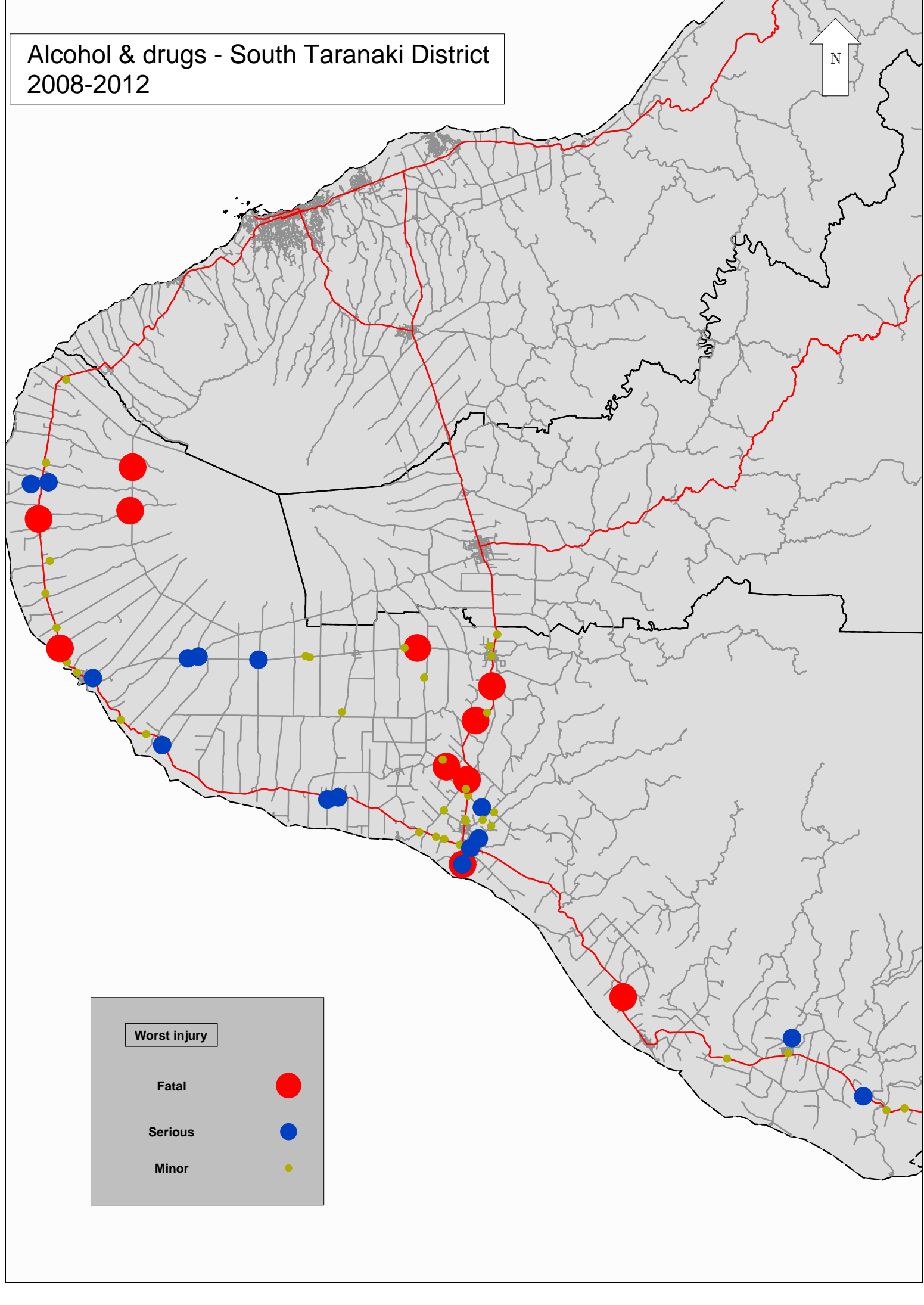
#### Safe Roads & roadsides

- Rural roads - 85 percent
- Intersections - 11 percent

#### Safe Vehicles

- Motorcyclists - 19 percent
- Trucks - 7 percent

# Alcohol & drugs - South Taranaki District 2008-2012



Worst injury	
Fatal	●
Serious	●
Minor	●