


# CHECK YOUR CAR

It doesn't take long to give your car a quick safety check. Just give it a regular **TWIRL** and take it to an expert if you think anything's wrong.

## TYRES

- Check the tread depth. Minimum legal depth is 1.5mm but the more tread you have the safer you'll be.
- Check the tyre pressure.
- Look for cracks or bubbles in the sides.
- Look for sharp objects stuck in them.



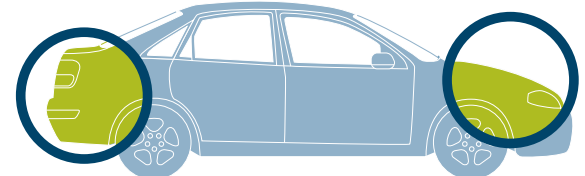
## WINDSCREEN, WIPERS AND MIRRORS

- Check your wiper blades for wear and tear.
- Clean your mirrors and windscreen inside and out.
- Get your windscreen fixed if it's chipped or cracked.
- Check your windscreen washer fluid is full and the spray works.




## INDICATORS

- Check all your indicators work.



## RUST

- Look for corrosion that could weaken the car's structure.



## LIGHTS

- Check lenses are clean and clear.
- Check your headlights, reversing lights and brake lights work.



Have your car serviced and make sure your warrant of fitness is current. Police will be carrying out regular roadside checks to make sure cars are roadworthy. Go to [www.nzta.govt.nz/checkyourcar](http://www.nzta.govt.nz/checkyourcar) for more information.

