

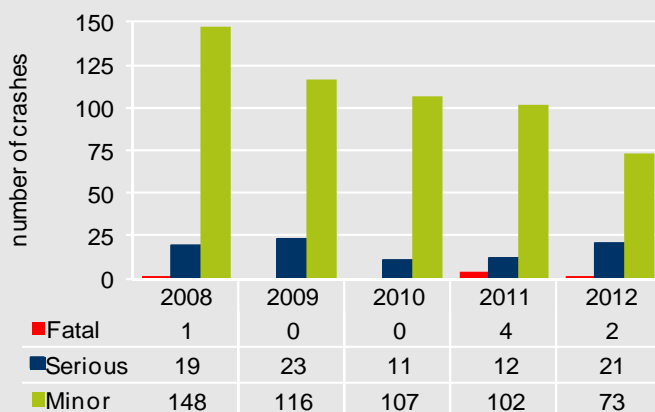
# briefing notes crash analysis

## a Safe System approach

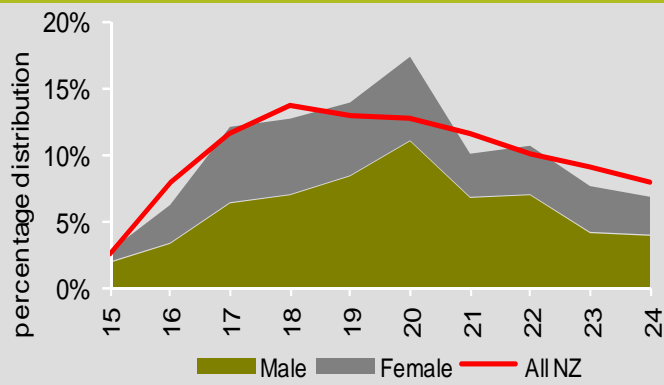
### Young Drivers - Hamilton City

Increasing the safety of young drivers aged 15-24 years is a high strategic priority identified in Safer Journeys. Locally this issue is of concern due to the number of deaths and/or serious casualties, which reflects a high level of collective risk.

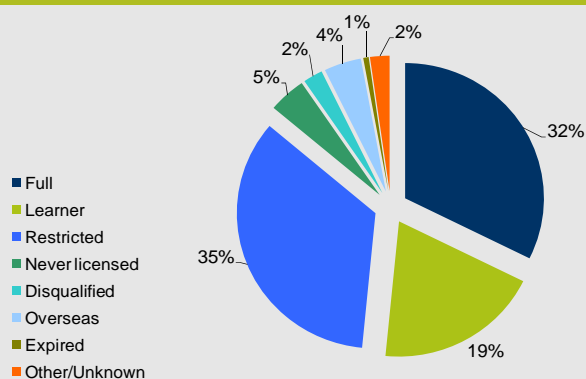
#### Fatal, serious & minor injury crash trends



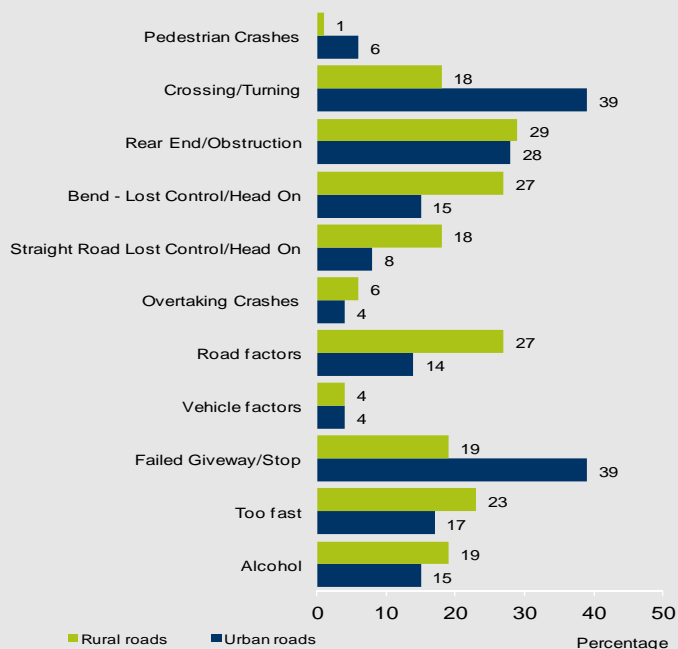
#### Age & gender of at fault young drivers 2008-2012



#### Driver licence status of at fault young drivers



#### Characteristics of injury crashes 2008-2012



Further information about young driver injury crashes locally in 2008-2012:

#### Local roads

- In 521 crashes - 6 deaths, 77 serious injuries and 595 minor injuries

#### Safe Speed

- Speed too fast for the conditions - 18 percent

#### Safe Use

- Young drivers - 82 percent were on local roads
- Alcohol & drugs - 16 percent

#### Safe Roads & roadsides

- Rural roads - 7 percent
- Intersections - 50 percent

#### Safe Vehicles

- Motorcyclists - 16 percent
- Trucks - 3 percent

#### State highways

- In 118 crashes 1 death, 20 serious injuries and 135 minor injuries

#### Safe Speed

- Speed too fast for the conditions - 19 percent

#### Safe Use

- Young drivers - 18 percent were on state highways
- Alcohol & drugs - 11 percent

#### Safe Roads & roadsides

- Rural roads - 36 percent
- Intersections - 53 percent

#### Safe Vehicles

- Motorcyclists - 14 percent
- Trucks - 4 percent

# Young drivers - Hamilton City 2008-2012

